



9 inch Sediment FilterMittBerm™

2:1 Slope or Greater

2:1 Slope or Less



Certified Groundscapes Express Inc.

9 inch Sediment *FilterMitt*TM Berm

QUICK REFERENCE GUIDE

Microbial <i>Filtermitt</i> TM	Used for	Vegetated Permanent erosion control
Microbial <i>Filtermitt</i> TM Berm	Used for	Vegetated Permanent erosion control where a large range of anticipated water flow is expected
Microbial and <i>PowerBoost</i> TM Mulch <i>EarthBlanket</i> TM	Used for	Vegetated Permanent erosion control to prevent sheet flow, Stabilizes soil and prevents sediment loss on slopes of varying steepness.
Sediment <i>Filtermitt</i> TM	Used for	Un-vegetated temporary erosion control
Sediment <i>Filtermitt</i> TM Berm	Used for	Un-vegetated temporary erosion control where a large range of anticipated water flow is expected
Sediment <i>EarthBlanket</i> TM	Used for	Un-vegetated temporary erosion control to prevent sheet flow, Stabilizes soil and prevents sediment loss on slopes of varying steepness.
Topdressing	Used for	Enhancing soil structure and performance to hold moisture while increasing the soils organic matter.
Microbial Inoculants	Used for	Adding a large number of beneficial microorganisms into the soil. Microbial Inoculants helps improve soil structure, fertility, and, ultimately, plant health, also inhibit diseases. Used in storm water management to remediate persistent hydrocarbons which contaminate sediments found in storm water by renewing the populations of active beneficial microorganisms.
Environmental fence	Used for	Protection of storm water management products, keeping intruders out of the wetlands, also allowing wildlife access to their habitat.



Certified Groundscapes Express Inc.

9 inch Sediment *FilterMitt*TM Berm

COMPOST PRODUCTS

<i>EarthBoost</i> TM	Used for	Topdressing, potting mixes, gardens, and <u>prescription soil blending</u> .
<i>PowerBoost</i> TM Mulch	Used for	Useful in light erosion applications on gentle slopes, flat areas, or where lower water flows are anticipated. It also ideal for use as decorative and functional mulch for annuals, perennials, shrubs, and trees.
<i>FiberRoot</i> TM Mulch	Used for	Erosion control applications Microbial and Sediment <i>FilterMitt</i> TM <i>EarthBlanket</i> TM , also for woodland plant mulch.

*EarthBlanket*TM DEPTHS FOR VARIOUS RAINFALL RATES

Annual Rainfall Flow Rate	Total Precipitation (Rainfall Erosivity Index)	<i>EarthBlanket</i> TM Depth (Vegetated Surface)	<i>EarthBlanket</i> TM Depth (Unvegetated Surface)
Low	1 - 25 inches	½ - ¾ inch	1 – 1½ inches
	(20 – 90)	(12.5 – 19mm)	(25 – 37.5mm)
Average	26 – 60 inches	¾ - 1 inch	1½ - 2 inches
	(91 – 200)	(25 – 50mm)	(37 – 50mm)
High	> 51 inches	1 - 2 inches	2 – 4 inches
	(> 201)	(25 – 50mm)	(50 – 100mm)



Certified Groundscapes Express Inc.

9 inch Sediment *Filtermitt*TM Berm

SLOPES, SLOPE LENGTHS, and *Filtermitt*TM DIAMETERS

Step 1: Select annual rainfall flow rate from charts below

Annual Rainfall/Flow rate	Precipitation/Year (Rainfall Erosivity index)	Filtermitt TM Diameter (inches)
Low	1 in. to 25 in.	12"
Average	26 in. to 50 in.	12" or 18"
High	51 in. and above	18"

State	Annual Rainfall inches/ year 2008
Massachusetts	43.84
Maine	43.52
Connecticut	44.39
New Hampshire	36.53
Vermont	33.69
Rhode Island	41.91

Step 2: Pick slope percent and length in feet for job.

Slope Percent	9 inch	12 inch	18 inch	24 inch	32 inch
5% and less	375	475	525	625	725
10%	185	240	275	375	475
15%	130	160	185	300	425
20%	95	120	135	250	375
25%	75	85	90	185	250
30%	55	70	85	120	185
35%	50	65	75	100	140
40%	45	60	70	85	110
45%	40	50	55	75	85
50%	35	45	50	60	60
75%	20	30	35	40	45
100%	10	15	20	25	30

Step 3: Pick *Filtermitt*TM diameter.

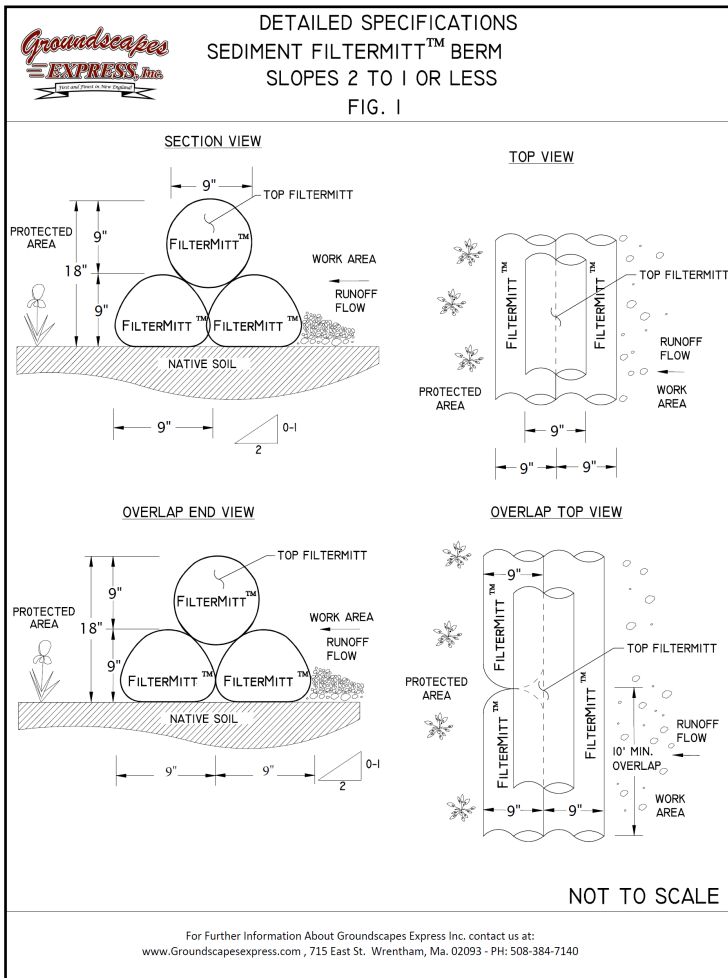
Note: For areas not accessible by truck, use Alternative method which can be carried by hand.

Note: *Filtermitts*TM Berms are used in areas where greater water flow is anticipated, used in conjunction with *Filtermitts*TM .

Summary of 9 inch Sediment *FilterMitt*TM Berm Detailed Drawings

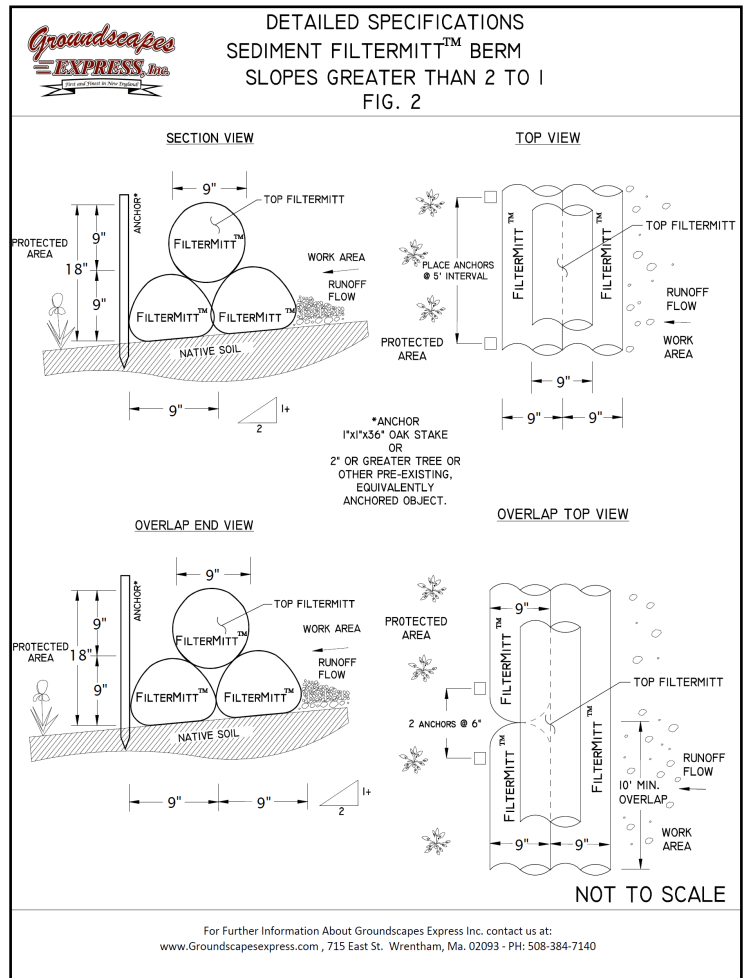
2:1 Slope or Less

Fig. 1



2:1 Slope or Greater

Fig. 2





Certified Groundscapes Express Inc. 9 inch Sediment *FilterMitt™* Berm

GENERAL DESCRIPTIONS

	Page
PART 1. – GENERAL	
S 101 General Descriptions	7
S 102 Material Inspection	9
S 103 Monitoring & Documentation	10
PART 2. – PRODUCTS	
S 201 Table 1. Performance & Design Specifications Sediment <i>FilterMitt™</i> Berm	11
S 202 Table 2. Physical & Chemical Specifications Sediment <i>FilterMitt™</i> Berm	13
S 203 Table 3. Biological Requirements Sediment <i>FilterMitt™</i> Berm	14
PART 3. – INSTALLATION, MAINTENANCE, & POST CONSTRUCTION Sediment <i>FilterMitt™</i> Berm	
S 301 Material	15
S 302 Installation	16
S 303 Maintenance	17
S 304 Post Construction	18
PART 4. – DETAILED DRAWINGS	
Sediment <i>FilterMitt™</i> Berm Figures 1 & 2	19



Certified Groundscapes Express Inc.

9 inch Sediment *FilterMitt*TM Berm

PART 1. GENERAL DESCRIPTION Sediment *FilterMitt*TM Berm

S 101-1 MATERIAL:

- A.** Sediment *FilterMitt*TM Berm:
Detains sediment, absorbs orders and degrades volatile organic compounds allows water by-pass, and is a food resource for beneficial microorganisms, which re mediate by metabolizing wood preservatives, petroleum products, pesticides
And both chlorinated and non chlorinated hydrocarbons in stormwater runoff from reaching water resources, prevents erosion and silting on embankments parallel to creeks, lakes, and rivers, prevents erosion and turf loss on roadsides, hillsides, playing fields, and golf courses.
- B.** Beneficial Microorganism Inoculation:
Need to meet the Groundscapes Express Inc. standards. See table 3.
- C.** Fence:
Use a Certified Groundscapes Express Inc. Professional. See Fig. 1 & 2.

S 101-2 INSTALLATION:

- A.** All Sediment Groundscapes Express Inc. application/installation must be done by a certified Groundscapes Express Inc. installer.
- B.** All invasive removals must be done by a Groundscapes Express Inc. professional.
- C.** All Sediment Groundscapes Express Inc. application / installation should be used for pre-construction, construction and post-construction.
- D.** Fence should be installed 1 Foot in front of *FilterMitt*TM Berm See Fig. 1 & 2.

S 101-3 MAINTENANCE:

- A.** Apply beneficial microorganisms to the Certified Groundscapes Express device every two months during the growing season to assure that the beneficial microorganisms meet the desired range as described in the Certified Groundscapes Express Inc. specifications. Only when meeting these desired ranges can you be sure the Groundscapes Express Inc. is remediation persistent contaminated pollutants found in the stormwater, as well as improving soil structure, and hydrological conductivity.
- B.** Apply beneficial microorganisms to improve the vigor and vitality of either planted or existing vegetation.
- C.** Remove any solid particles that have accumulated to one half the effective height of the stormwater filtering device.
- D.** Remove any invasive exotic or native vegetation that maybe disturbing the functioning of the stormwater filtering device.



Certified Groundscapes Express Inc.
9 inch Sediment *FilterMitt*TM Berm

PART 1. GENERAL (Continued)

S 101-4 BENEFICIAL MICROORGANISMS INOCULATION:

- A. Improve soil pore space – Increases water infiltration.
- B. Feed on pollutants – Reduces contamination of water resources.
- C. Increase soil surface tension- Reduces movement of soil particles.
- D. Increase water storage in soil – Reduces water usage.
- E. Increase carbon storage in soils – Helps clean air.
- F. Improve plant nutrients uptake – Establishes healthier plants.

S 101-5 INVASIVE REMOVAL:

- A. Our recommendations prior to permit approval and prior final inspection, is to have a storm water maintenance plan that maintains the biology and removes the invasive for clean water & soil. The invasive cause destruction of our natural areas and threaten the biodiversity of our native plant species by taking up their places, and limiting how they function in the native ecosystem.

S 101-6 USE:

- A. Check dam & dikes.
- B. Permanent & temporary erosion protection.
- C. Vegetation & soil amendment.
- D. Where a large range of anticipated water flow is expected.



Certified Groundscapes Express Inc.

9 inch Sediment *FilterMitt*TM Berm

PART 1. GENERAL INSPECTION

S 102 – 1 MATERIAL INSPECTION:

- A. Installation Contractor submits a sample of materials [1 gallon] to a Certified Groundscapes Express Inc. Testing Lab.
- B. The “Certified Groundscapes Express...” Will send the Installation contractor, either a “Certificate of Materials Approval” or a list of recommendations that when completed as described will bring the existing materials into compliance with the criteria as set forth for Certified Groundscapes Express Inc.
- C. Upon receipt of “Certificate of Materials Approval” from a Certified Groundscapes Express Inc. Testing Lab, the Installation Contractor will submit copies of the “Certificate “ to the design professional, the regulating agency, and the property owner, or whoever submitted the permit.
- D. The Installation Contractor will notify the Regulating Agency of the time and day the work will begin.
- E. A sample of the Materials On-Site will be taken by a Certified Professional Groundscapes Express Inspector, to verify that the materials that were “Certified” are the materials that are being installed.
- F. The methods and procedures of the installation of the materials, as designed and specified in the Stormwater Pollution Prevention Plan will also be inspected, to assure that the installation also is in compliance.



Certified Groundscapes Express Inc.

9 inch Sediment *FilterMitt™* Berm

PART 1. GENERAL

S 103-1 MONITORING and DOCUMENTATION

- A. The property owner or site contractor is required to monitor the stormwater control device after every significant rain event, as specified and designed in the SWPPP
- B. If it has been discovered that there were failures either due to the design or the installation of the devices, a written, dated document, and photos are to be placed on file.
- C. The site contractor is to follow up with a Certified letter to the design professional and the installation contractor, stating the date, and the location of the failure, preferably accompanied with a photo description of the problem, requesting a site visit to resolve these issues within a timely manner.
- D. The stormwater control devices are to be inspected periodically to assure that they meet all project requirements as described in the Certified Groundscapes Express Inc. Manual and by a Certified Groundscapes Express Professional Inspector.



**Certified Groundscapes Express Inc.
9 inch Sediment *FilterMitt™* Berm**

PART 2

S 201-1 PERFORMANCE and DESIGN SPECIFICATIONS

TABLE 1

<u>Performance Design Diameter</u>	2 – 9” on bottom 1 – 9” on top	<u>Testing Lab Reference</u>
Effective Height	18” plus or minus 1”	Groundscapes Express Inc. Lab
Effective Circumference	68”	Groundscapes Express Inc. Lab
Density dry	45 Lbs/per linear ft.	Groundscapes Express Inc. Lab
Maximum Sediment Storage Height	10.75”	Groundscapes Express Inc. Lab
Maximum Continuous Length	1-100/per linear ft.	Groundscapes Express Inc. Lab
Staking Requirement 2.1 Slope or greater	Maximum every 10 linear ft.	Groundscapes Express Inc. Lab
Outside Casing Organic Hessen	50% 7 Mill 50% 10 Mill	Groundscapes Express Inc. Lab
Maintenance Requirement (remove sediment)	5.5”	Groundscapes Express Inc. Lab
Functional Longevity	2-7/yr	Groundscapes Express Inc. Lab
Maximum Slope Length (<2%)	1,300’	Groundscapes Express Inc. Lab
Hydraulic Flow Through Rate	6 -12 Gpm per linear ft.	Soil Control Lab Inc.
Total Solids Removal	98%	Soil Control Lab Inc.



Certified Groundscapes Express Inc.
9 inch Sediment *FilterMitt*TM Berm

PART 2

S 201- 2 PERFORMANCE and DESIGN SPECIFICATIONS

TABLE 1 (continued)

<u>Performance Design Diameter</u>	2 – 9” on bottom 1 - 9” on top	<u>Testing Lab Reference</u>
Total Suspended Solids Removal	81%	Soil Control Lab Inc.
Turbidity Reduction	70%	Soil Control Lab Inc.
Total Phosphorus Removal	na	Soil Control Lab Inc.
Nitrate N Removal	na	Soil Control Lab Inc.
Motor Oil Removal	na	Soil Control Lab Inc.
Iron (Fe) Removal	na	Soil Control Lab Inc.
Zinc (Zn) Removal	na	Soil Control Lab Inc.
Manganese (Mn) Removal	na	Soil Control Lab Inc.



Certified Groundscapes Express Inc.

9 inch Sediment *FilterMitt™* Berm

PART 2

S 202 PHYSICAL and CHEMICAL REQUIREMENTS

TABLE 2

<u>Compost Parameters</u>	<u>Test Method & Name Reported As</u>	<u>Requirement</u>
pH	TMECC 04.11-A Electrometric pH 1:5 Slurry Method pH Units	5.0 - 8.5
Soluble Salts	TMECC 04.10-A Electrical Conductivity 1:5 Slurry Method dS/m (mmhos/cm)	na
Moisture Content	TMECC 03.09-A Total Solids & Moisture at 70+/- 5 deg C % Wet Weight Basis	< 60 %
Organic Matter Content	TMECC 05.07-A Matter Method. Loss on Ignition Organic Matter Method % Dry Weight Basis	25-100 %
Maturity Percent Emergence %Relative Seedling Vigor %Relative to positive control	TMECC 05.05-A Biological Assays. Seedling Emergence and Relative Growth	100% 100%
Stability (respirometry)	TMECC 05.08-B Carbon Dioxide Evolution Rate mg CO ₂ -C/g OM per day mg CO ₂ -C/g TS per day	< 8
Particle Size	TMECC 02.12-B Sample Sieving for Aggregate Size Classification % Dry Weight Basis	<u>Inches & Percentage Passing</u> 3" (75 mm) 100% 1" (25 mm) 90% to 100% 3/4"(19 mm) 70% to 100% 3/8"(10 mm) 30% to 50% <u>Maximum particle size:</u> 4" (100 mm)
Physical Contaminants (man made inert)	TMECC 02.02-C % dry weight basis	< 1%
Pathogen	TMECC 07.01-B Fecal Coliform Bacteria <1000 MPN/gram dry wt.	Pass
Pathogen	TMECC 07.01-B Salmonella <3 MPN/4 grams dry wt.	Pass



Certified Groundscapes Express Inc.
9 inch Sediment *FilterMitt™* Berm

PART 2

S 203 BIOLOGICAL REQUIREMENTS

TABLE 3

Property	Test Method	Requirement Low-High
Active Bacterial (mg/g)	DIC/ Epifluorescence Microscopy	Range n/a
Total Bacterial (mg/g)	DIC/ Epifluorescence Microscopy	Range n/a
Active Fungal (mg/g)	DIC/ Epifluorescence Microscopy	Range n/a
Total Fungal (mg/g)	DIC/ Epifluorescence Microscopy	Range n/a



Certified Groundscapes Express Inc. Sediment *FilterMitt*TM Berm

PART 3.

INSTALLATION, MAINTENANCE, & POST CONSTRUCTION

S 301 MATERIAL:

- A. Outside materials need to meet Certified Groundscapes Express Inc. specifications in Table 1 ,100% organic hessian fabric (burlap), this woven fabric facilitates a 1/16" - 3/8" opening, is 100% biodegradable and does not need to be removed as it will be thoroughly utilized as a microbial food resource and will become incorporated within the organic materials..
- B. Inside media needs to meet Groundscapes Express Inc. specifications in tables 1,2,3.
- C. Certified Groundscapes Express Inc. Sediment *FilterMitt*TM benefits pre-construction,construction and post - construction phases of development.
- D. Certified Groundscapes Express Inc. Sediment*FilterMitt*TM Berm specifications meet the highest performance criteria.
- E. Certified Groundscapes Express Inc. Sediment *FilterMitt*TM Berm meets the AASHTO, EPA, State & Federal regulations.
- F. All Certified Groundscapes Express Inc. Sediment *FilterMitt*TM Berm installations shall be done by a Groundscapes Express Inc. Certified Professional to assure that all the specifications as described will be met and the project will succeed as it was designed.
- G. By using Certified Groundscapes Express Inc. Sediment *FilterMitt*TM Berm for pre- construction, construction and post construction development means that the erosion control devise can be made on site with little or no soil disturbance, or compaction, or it can be delivered in varying section lengths, pre-filled and placed into position where it is needed most. This saves on installation time and costs, as well as environmental impacts.



Certified Groundscapes Express Inc. 9 inch Sediment *FilterMitt*TM Berm

PART 3.

INSTALLATION, MAINTENANCE, & POST CONSTRUCTION

S 302 INSTALLATION:

- A. All Certified Groundscapes Express Inc. Sediment *FilterMitt*TM Berm Installations shall be done by a Groundscapes Express Inc. Certified professional.
- B. If installation is not done by a Certified Groundscapes Express Inc. Certified Professional, than the installation of the project may not comply with the design specifications and performance standards; the project will be declined.
- C. A Certified Groundscapes Express Inc. Sediment *FilterMitt*TM Berm can be constructed on site or delivered prefilled: minimal on site labor time.
- D. Can be tailored to site requirements; individual units can be made in lengths from 1-100 linear feet.
- E. When the Certified Groundscapes Express Inc. Sediment *FilterMitt*TM Berm is properly installed, water will not be able to bypass around the ends.
- F. Because the Certified Groundscapes Express Inc. Sediment *FilterMitt*TM Berm conforms to the grade, there is no need to re-grade with heavy equipment which causes soil disturbance and creates conditions for more erosion.
- G. The movement of heavy equipment compacts the soil which increases flow rate and damages soil structure making it more difficult to establish seed germination.
- H. Staking with hardwood stakes at maximum 10 foot intervals ensures stability against water flow for slopes 2:1 and greater. Ends of individual Certified Groundscapes Express Inc. Sediment *FilterMitt*TM Berm are overlapped or **sleeved** based on site conditions and staked to ensure integrity on slopes 2:1 and greater. End stakes should be placed no more than one foot from terminal ends on slopes 2:1 and greater. See Figure 2 page 20.
- I. Protective fencing is recommended to protect structures from construction disturbance, or vehicle and foot traffic. Fence should be placed in front of the Certified Groundscapes Express Inc. Sediment *FilterMitt*TM Berm.

See Figures 1 & 2 pages 19 and 20.



Certified Groundscapes Express Inc.

9 inch Sediment *FilterMitt™* Berm

PART 3.

INSTALLATION, MAINTENANCE, & POST CONSTRUCTION

S 303 MAINTENANCE

- A. To ensure proper functioning, regular inspections, and if necessary, maintenance should take place after installation. Sediment *FilterMitt™* Berm should be inspected immediately by contractor or agent after each rainfall-producing event, and at least daily during prolonged rainfall events. Proper functioning and sediment accumulation should be checked during inspection. Deposited sediments should be removed by contractor, when the level of the deposition reaches approximately one half the effective height of the Sediment *FilterMitt™* Berm.
- B. Sediment *FilterMitt™* Berm, Apply Beneficial Microorganisms to the Certified Groundscapes Express device every two months during the growing season to assure that the Beneficial Microorganisms meet the desired range as described in the Certified Groundscapes Express Inc. Specifications. Only when meeting these desired ranges can you be sure the Groundscapes Express Inc. is remediating persistent contaminated pollutants found in the stormwater, as well as improving soil structure, and hydrological conductivity.
- C. Identify and remove all invasive plants within the order of conditions footprint once per month during growing season.
- D. Apply Beneficial Microorganisms to improve the vigor and vitality of either planted or existing native vegetation.
- E. Remove any invasive exotic or native vegetation that may be disturbing the functioning of the stormwater filtering device.



Certified Groundscapes Express Inc.

9 inch Sediment *FilterMitt™* Berm

PART 3.

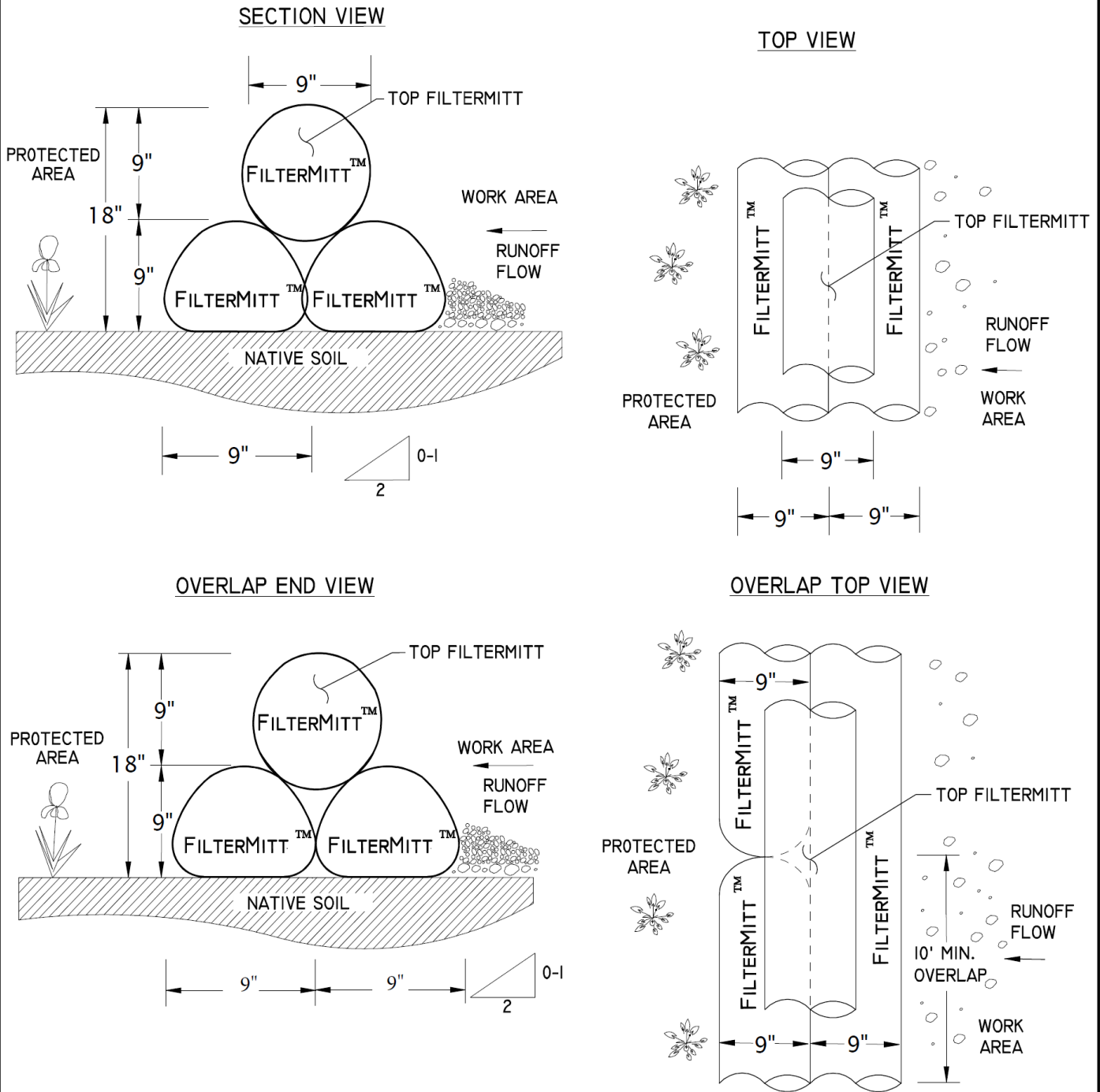
INSTALLATION, MAINTENANCE, & POST CONSTRUCTION

S 304 POST CONSTRUCTION:

- A. Leave in place to continue filtering pollutants from storm water run-off.
- B. Rake by hand, {no machine for spreading} material used as a soil amendment on existing site.
- C. **Certification Disclaimer:**

Groundscapes Express Inc. warrants only that any product which has been certified and meets Certified Groundscapes Express Inc. "Certification Program" criteria for such certification and except as expressly set forth herein: Groundscapes Express Inc. Makes no warranty, express or implied as to any product which has not been certified under the Groundscapes Express Inc. "Certification Program", including any warranty as to merchantability or fitness for a particular purposed and Groundscapes Express Inc. hereby expressly disclaims all other warranties; Groundscapes Express Inc. shall not be liable for any loss, injury, claim, liability, or damage of any kind resulting in any way from any errors, omissions, content, information, opinions or assessments contained in the Groundscapes Express Inc. "Certification Program"; and, Groundscapes Express Inc. shall not be liable, in any event for any incidental, consequential, special, exemplary or punitive damages (including without limitation for lost data, lost profits or loss of goodwill) of any kind or nature arising out of the certification of any product under the Groundscapes Express Inc. "Certification Program", whether such liability is asserted on the basis of contract, tort, or otherwise, even if Groundscapes Express Inc. has been made aware of the possibility of such loss or damage in advance.

DETAILED SPECIFICATIONS
 SEDIMENT FILTERMITT™ BERM
 SLOPES 2 TO 1 OR LESS
 FIG. 1

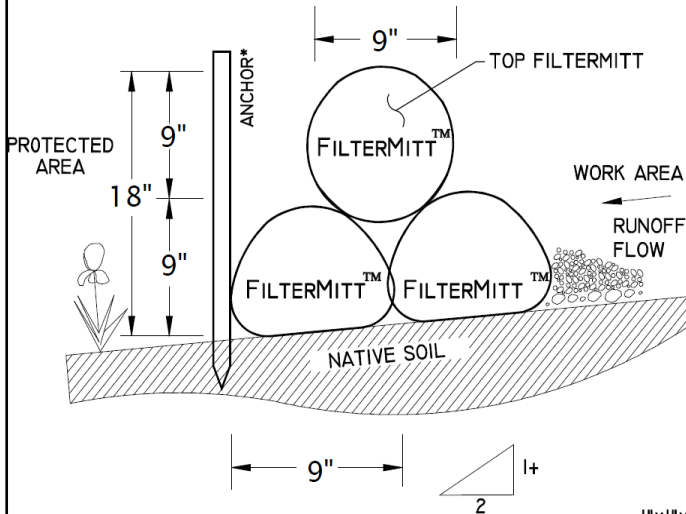


NOT TO SCALE

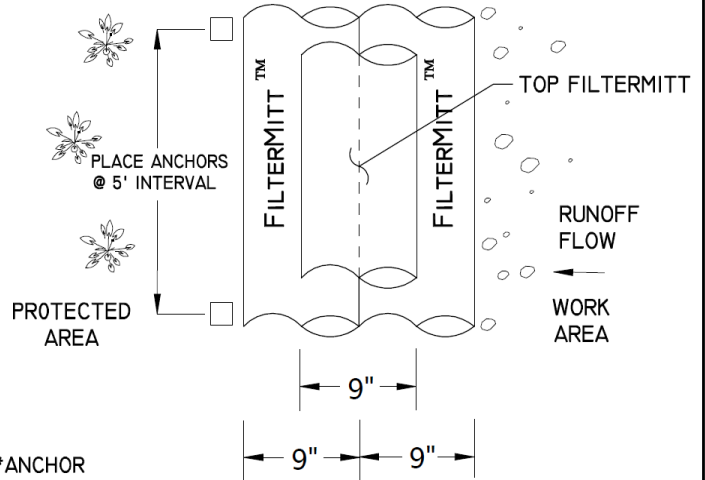
For Further Information About Groundscapes Express Inc. contact us at:
www.Groundscapesexpress.com , 715 East St. Wrentham, Ma. 02093 - PH: 508-384-7140

DETAILED SPECIFICATIONS
 SEDIMENT FILTERMITT™ BERM
 SLOPES GREATER THAN 2 TO 1
 FIG. 2

SECTION VIEW

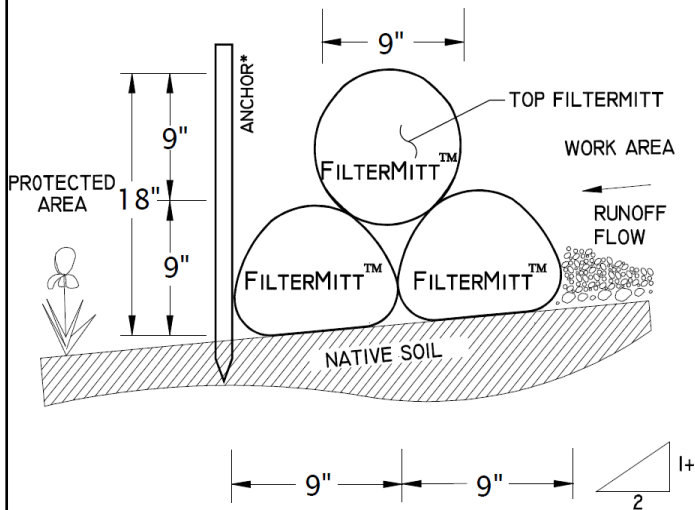


TOP VIEW

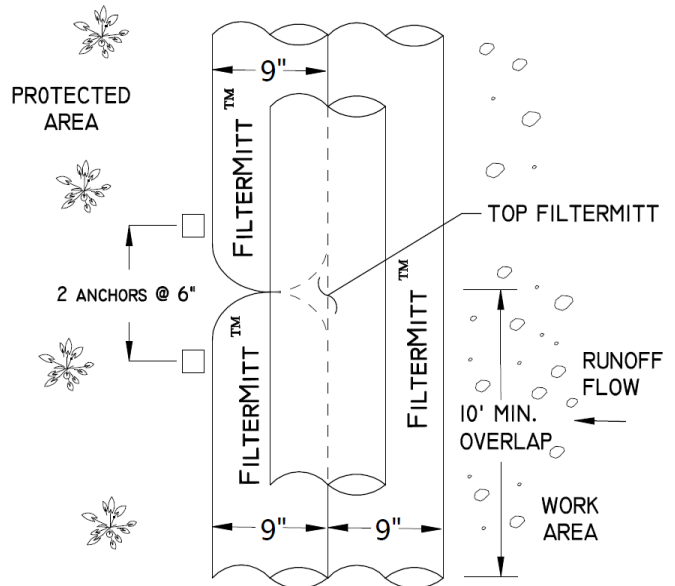


*ANCHOR
 1"x1"x36" OAK STAKE
 OR
 2" OR GREATER TREE OR
 OTHER PRE-EXISTING,
 EQUIVALENTLY
 ANCHORED OBJECT.

OVERLAP END VIEW



OVERLAP TOP VIEW



NOT TO SCALE

For Further Information About Groundscapes Express Inc. contact us at:
www.Groundscapesexpress.com , 715 East St. Wrentham, Ma. 02093 - PH: 508-384-7140